



Lacy Top



Size: 40/42

You need: 200 g čarovné klobko Magicum II. 750m 4-nitka (50% bavlna, 50% polyakryl), háčik 4





Pattern: The number of loops dividable 12 - as is the repeat of the diagram. Do 120 chain loops and close the circle with a slip stich. Crochet according to the attached scheme, pattern repetition is indicated in the diagram.

Try your part, about 35-39 cm (after completing the pattern from the 28th row) mark on both sides the constriction for making the top. Next, continue with hooking the dc so that every 12th loop make 2 dc in one. We make 10 dc rows and you can reduce in every second row.

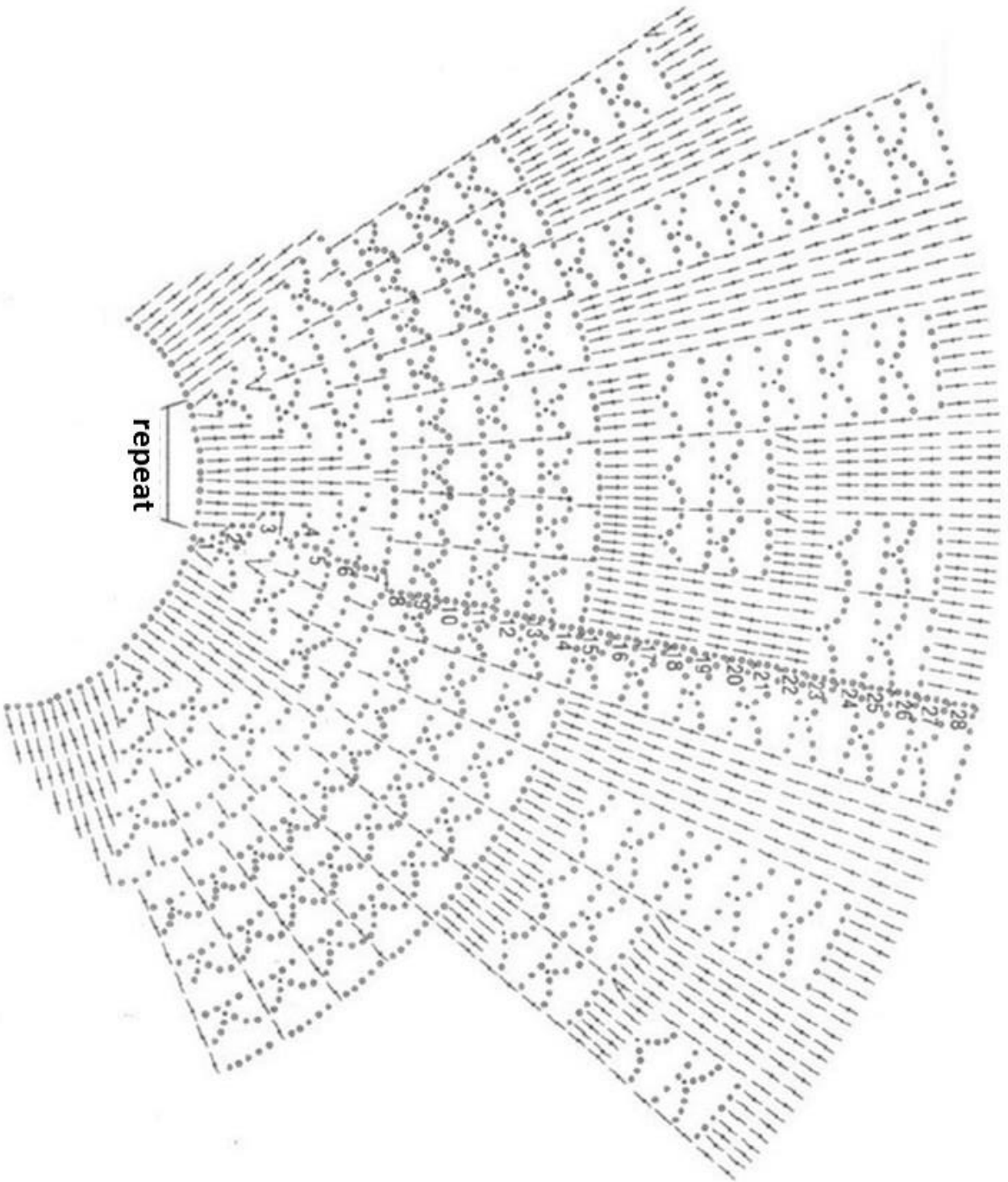
The last 6 lines are made by hdc each row until end.



Stitch Legend	
	ch - chain
	dc - double crochet

ch – chain – on diagram as point

dc - double crochet



Thank you very much and I wish you pleasant moments of creation ☺